



Air Freight Container Specifications

Subject to delivery to major airports & equipment availability.

Lower Deck Container-IATA Type 8D-IATA Prefix: APA-APA: LD-2

Maximum Gross Weight

1,225 kg / 2,700 lb

Volume

3.4 m³ / 120 ft³

Tare

60 kg / 132 lb

External Dimensions

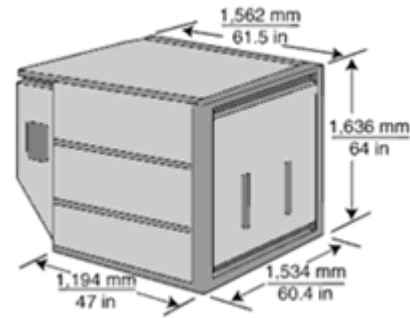
(L x W x H)

1,194 mm x 1,534 mm x 1,626 mm

(47 in x 60.4 in x 64 in)

Aircraft Accepted For

777, 767



Lower Deck Container-IATA Type 8-IATA Prefix: AK-ATA: LD-3

Maximum Gross Weight

1,588 kg / 3,500 lb

Volume

4.53 m³ / 160 ft³

Tare

70 kg / 154 lb

External Dimensions

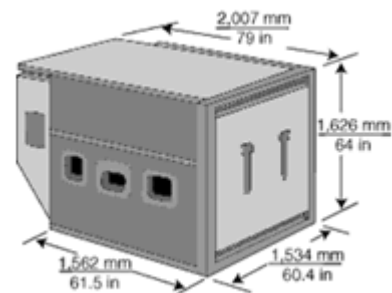
(L x W x H)

1,562 mm x 1,534 mm x 1,626 mm

(61.5 in x 60.4 in x 64 in)

Aircraft Accepted For

DC10-30 Freighter, DC10, 747, 777, 767



Lower Deck Container-IATA Type 6-IATA Prefix: ALF-ATA: LD-6

Maximum Gross Weight

3,175 kg / 7,000 lb

Volume

6.94 m³ / 245 ft³

Tare

180 kg / 397 lb

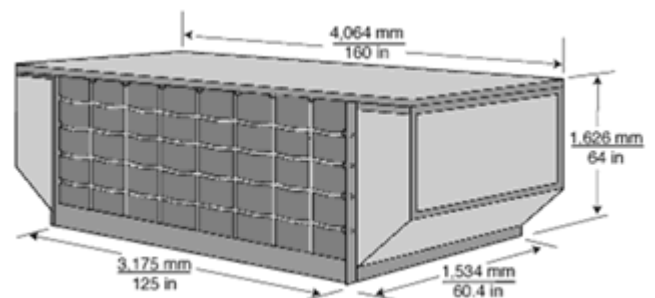
External Dimensions

(L x W x H)

3,175 mm x 1,534 mm x 1,626 mm (125 in x 60.4 in x 64 in)

Aircraft Accepted For

747, 747F, L1011



Air Freight Container Specifications



Lower Deck Container-IATA Type 6B-IATA Prefix: AQ-ATA: LD-8

Maximum Gross Weight

2,449 kg / 5,400 lb

Volume

6.94 m³ / 245 ft³

Tare

120 kg / 264 lb

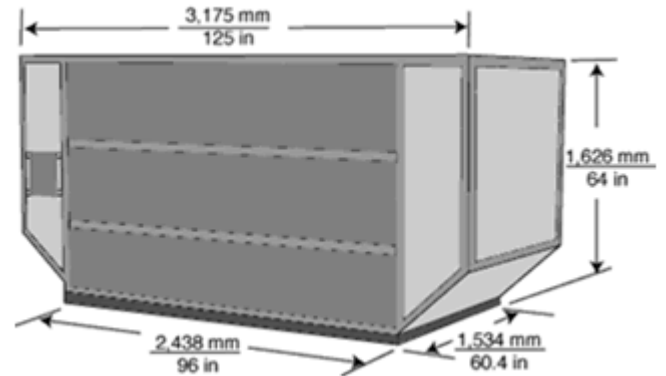
External Dimensions

(L x W x H)

2,438 mm x 1,534 mm x 1,626 mm (96 in x 60.4 in x 64 in)

Aircraft Accepted For

777, 767



Container-IATA Type 5-IATA Prefix: AAP-ATA: LD-9

Maximum Gross Weight

6,033 kg / 13,300 lb

Volume

9.91 m³ / 350 ft³

Tare

200 kg / 440 lb

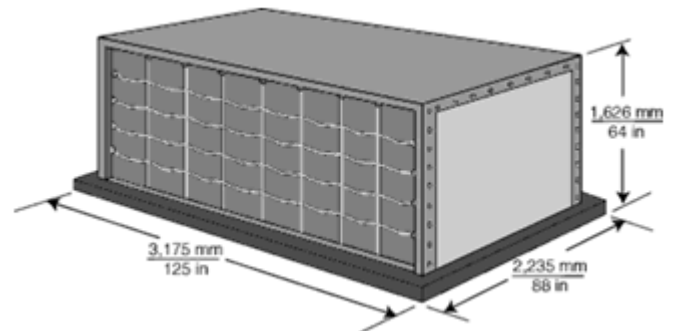
External Dimensions

(L x W x H)

3,175 mm x 2,235 mm x 1,626 mm (125 in x 88 in x 64 in)

Aircraft Accepted For

747, 747F, L1011



Upper Deck Container-IATA Type 5-IATA Prefix: AAK-ATA: LD-7

Maximum Gross Weight

6,033 kg / 13,300 lb

Volume

9.91 m³ / 350 ft³

Tare

200 kg / 440 lb

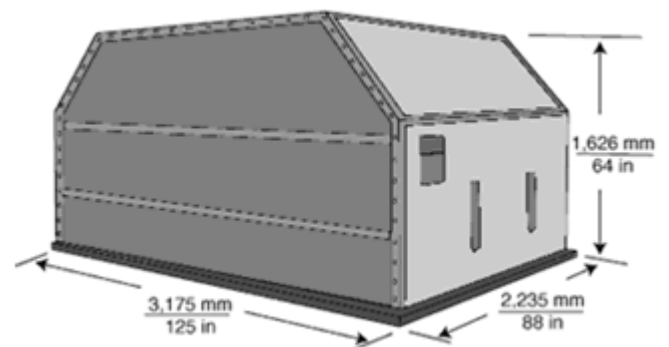
External Dimensions

(L x W x H)

3,175 mm x 2,235 mm x 1,626 mm (125 in x 88 in x 64 in)

Aircraft Accepted For

N/A



Air Freight Container Specifications



Main Deck Container-IATA Type 2/2Q-IATA Prefix: AMA

Maximum Gross Weight

6,804 kg / 15,000 lb

Volume

17.16 m³ / 606 ft³

Tare

260 kg / 572 lb

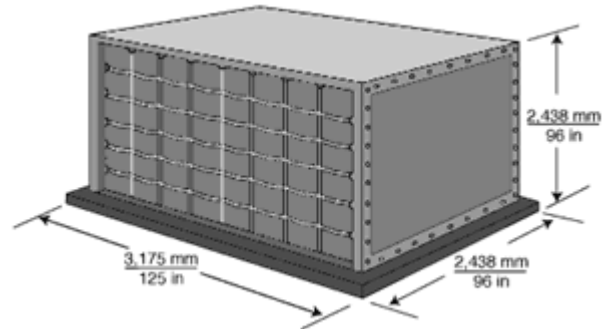
External Dimensions

(L x W x H)

3,175 mm x 2,438 mm x 2,438 mm (125 in x 96 in x 96 in)

Aircraft Accepted For

747F



Lower Deck Container-IATA Type 2BG-IATA Prefix: AMU

Maximum Gross Weight

6,033 kg / 13,300 lb

Volume

13.7 m³ / 480 ft³

Tare

200 kg / 440 lb

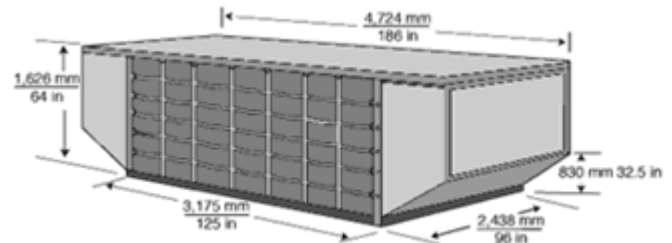
External Dimensions

(L x W x H)

3,175 mm x 2,438 mm x 1,626 mm (125 in x 96 in x 64 in)

Aircraft Accepted For

747, 747F



Lower Deck Pallet with Net-IATA Type 6-IATA Prefix: PL

Maximum Gross Weight

3,175 kg / 7,000 lb

Volume

6.94 m³ / 245 ft³

Tare

90 kg / 198 lb

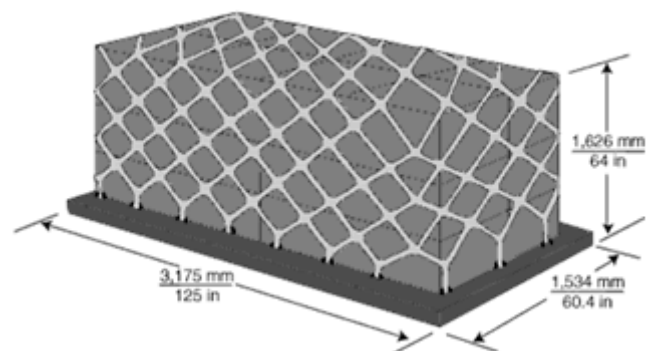
External Dimensions

(L x W x H)

3,175 mm x 1,534 mm x 1,626 mm (125 in x 60.4 in x 64 in)

Aircraft Accepted For

DC10, DC10-30 Freighter, 747, 777



Air Freight Container Specifications



Pallet with Net-IATA Type 5-IATA Prefix: PA

Maximum Gross Weight

4,626 kg / 10,200 lb

Volume

9.91 m³ / 350 ft³

Tare

120 kg / 264 lb

External Dimensions

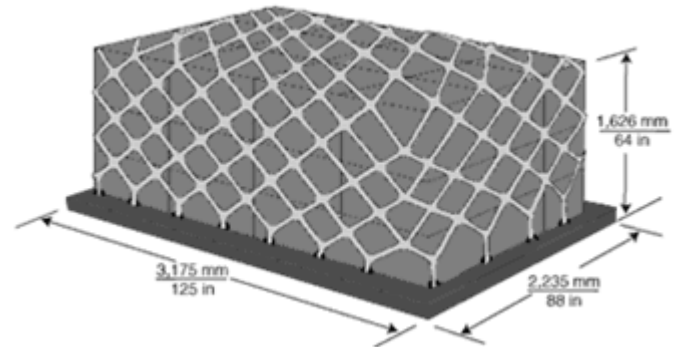
(L x W x H)

3,715 mm x 2,235 mm x 1,626 mm (125 in x 88 in x 64 in)

Aircraft Accepted For

DC10-30 Freighter, DC10-30

747, 747F, 777, 767-300



Pallet with Net-IATA Type 2WA-IATA Prefix: PM

Maximum Gross Weight

5,035 kg / 11,100 lb

Volume

15.8 m³ / 557 ft³

Tare

130 kg / 287 lb

External Dimensions

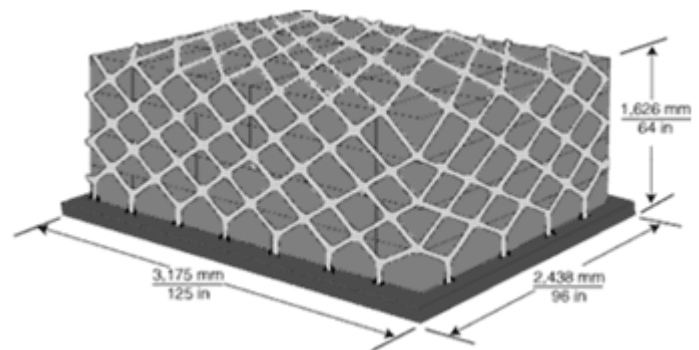
(L x W x H)

3,715 mm x 2,438 mm x 1,626 mm (125 in x 96 in x 64 in)

in)

Aircraft Accepted For

DC10-30, Freighter, DC10-30, 747, 747F



Main Deck Pallet with Net-IATA Type 2H-IATA Prefix: PM

Maximum Gross Weight

6,804 kg / 15,000 lb

Volume

21.16 m³ / 747 ft³

Tare

130 kg / 287 lb

External Dimensions

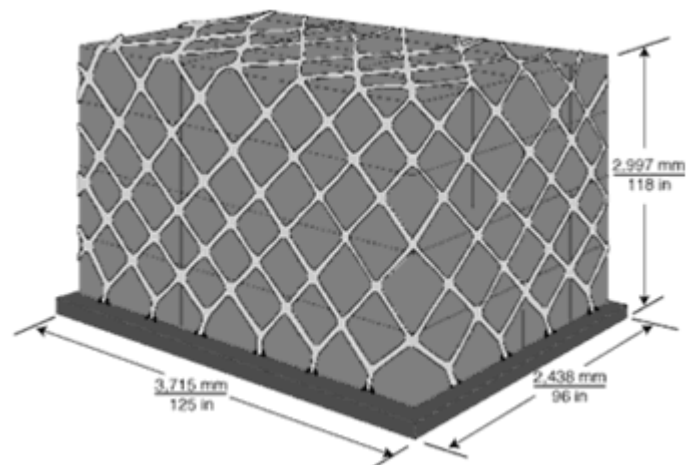
(L x W x H)

3,715 mm x 2,438 mm x 2,997 mm (125 in x 96 in x

118 in)

Aircraft Accepted For

DC10-30 Freighter, 747F



Air Freight Container Specifications



Main Deck Pallet with Net-IATA Type 2/2Q-IATA Prefix: PM

Maximum Gross Weight

6,804 kg / 15,000 lb

Volume

17.16 m³ / 606 ft³

Tare

130 kg / 287 lb

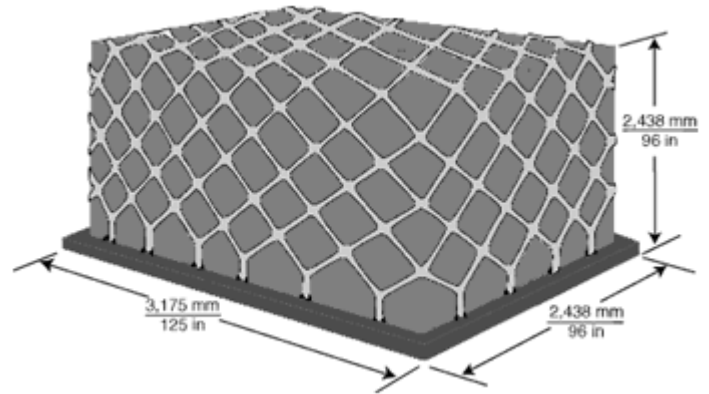
External Dimensions

(L x W x H)

3,175 mm x 2,438 mm x 2,438 mm (125 in x 96 in x 96 in)

Aircraft Accepted For

DC10-30 Freighter, 747F



Main Deck Pallet with Net-IATA Type 1/1S-IATA Prefix: PG

Maximum Gross Weight

13,608 kg / 30,000 lb

Volume

33.25 m³ / 1,174 ft³

Tare

400 kg / 882 lb

External Dimensions

(L x W x H)

6,058 mm x 2,438 mm x 2,438 mm (238.5 in x 96 in x 96 in)

Aircraft Accepted For

DC10-30 Freighter, 747F

